

# State Ratings Rubric: Louisiana



**MEETS CRITERIA**

**PARTIALLY MEETS CRITERIA**

**DOESN'T MEET CRITERIA**



Rating went up since last year



Some improvements since last year



Rating did not change












Rating went down since last year



Some decline since last year

Last updated: May 2026

COMPONENT	DESCRIPTION	RATING	EXPLANATION
<b>FUND STUDENTS ADEQUATELY</b>			
<b>Funding Adequacy</b>	Per-student funding is at or above the national average (\$17,853 for the 2022-23 school year).		Per-student funding was \$2,136 less than the national average in the 2022-23 school year.
<b>Yearly Increases</b>	Base funding for all students increases every year to account for inflation.		The per-student base amount did not increase for the 2026-27 school year, staying at \$4,015.
<b>Progressive Tax Policies</b>	The state maintains healthy revenue sources for schools.		No major reforms to property, income, or sales tax in 2026.
<b>FUND STUDENT NEEDS EQUITABLY</b>			
<b>Student-Based Formula</b>	The funding formula is primarily student-based.		Hybrid formula.
<b>Students from Low-Income Backgrounds</b>	The state provides additional funds for students from low-income backgrounds.		22% weight.
<b>English Learners</b>	The state provides additional funds for English Learners.		22% weight.
<b>Students with Disabilities</b>	The state provides additional funds for students with disabilities, based on their needs.		150% weight, regardless of the type of disability.

FUND DISTRICTS APPROPRIATELY			
<b>Cost Sharing</b>	The state requires local governments to share the cost based on their ability to pay.		Local governments contribute 35% on average, based on their revenue from property, sales, and other taxes.
<b>Local Revenue Cap</b>	The state limits wealthy districts from contributing excessively more than other districts.		The state sets a cap that voters can override.
<b>Rural Districts</b>	Small districts and districts with few students per square mile (“sparse districts”) receive additional funds.		Additional funding for sparse districts, ranging from 1% to 20% per student.
<b>Concentrated Poverty</b>	Districts with high concentrations of poverty receive <a href="#">additional funds</a> .		No additional funding.
FUND STUDENTS TRANSPARENTLY & EFFECTIVELY			
<b>Formula Transparency</b>	The funding formula is easy to understand and clearly explained.		The formula is easy to understand, but the state education department’s handbook has not been published since 2012.
<b>Funding Data</b>	The state shares detailed, timely, and user-friendly public data on districts’ funding.		Data doesn’t show how district funding was calculated. It is not timely or user-friendly.
<b>District Spending Plans</b>	The state requires districts to share public reports about how they invest funds to meet students’ needs.		The K-12 School Transparency Project does not show how specific investments relate to student groups with additional funding.
<b>Formula Review</b>	The state requires a clear, stakeholder-led process to evaluate the formula and recommend improvements.		A task force of legislators, district staff, and community members recommends yearly changes to the formula and provides opportunities for public comment.
FUND PUBLIC SCHOOLS EXCLUSIVELY			
<b>Vouchers</b>	The state does not divert public funds to private schools through voucher programs, education savings accounts, or scholarship tax credits.		The Louisiana Giving All True Opportunity to Rise Scholarship program provides vouchers with near-universal eligibility and no accountability requirements.

Sources: Education Law Center, EdFund, EdBuild, Bellwether, Education Commission of the States, Institute on Taxation and Economic Policy, Louisiana Department of Education