

State Ratings Rubric: Georgia



MEETS CRITERIA

PARTIALLY MEETS CRITERIA

DOESN'T MEET CRITERIA



Rating went up since last year



Some improvements since last year



Rating did not change












Rating went down since last year



Some decline since last year

Last updated: May 2026

COMPONENT	DESCRIPTION	RATING	EXPLANATION
FUND STUDENTS ADEQUATELY			
Funding Adequacy	Per-student funding is at or above the national average (\$17,853 for the 2022-23 school year).		Per-student funding was \$1,804 less than the national average in the 2022-23 school year.
Yearly Increases	Base funding for all students increases every year to account for inflation.		Georgia has not yet set a base amount for the 2026-27 school year.
Progressive Tax Policies	The state maintains healthy revenue sources for schools.		Legislation passed in 2026 to accelerate income tax cuts.
FUND STUDENT NEEDS EQUITABLY			
Student-Based Formula	The funding formula is primarily student-based.		Hybrid formula.
Students from Low-Income Backgrounds	The state provides additional funds for students from low-income backgrounds.		No additional funding, and pilot opportunity funding from 2025 was cut for 2026.
English Learners	The state provides additional funds for English Learners.		158% weight.
Students with Disabilities	The state provides additional funds for students with disabilities, based on their needs.		Five different weights based on the type of disability, ranging from 141% to 486%.

FUND DISTRICTS APPROPRIATELY			
Cost Sharing	The state requires local governments to share the cost based on their ability to pay.		Local governments contribute based on their property wealth.
Local Revenue Cap	The state limits wealthy districts from contributing excessively more than other districts.		The state sets a cap that voters can override.
Rural Districts	Small districts and districts with few students per square mile (“sparse districts”) receive additional funds.		Additional funding for some small districts through a grant program.
Concentrated Poverty	Districts with high concentrations of poverty receive additional funds .		No additional funding.
FUND STUDENTS TRANSPARENTLY & EFFECTIVELY			
Formula Transparency	The funding formula is easy to understand and clearly explained.		The formula is complicated, and the state education department does not publish a guide explaining how the formula works.
Funding Data	The state shares detailed, timely, and user-friendly public data on districts’ funding.		Data shows how district funding was calculated and is timely and user-friendly.
District Spending Plans	The state requires districts to share public reports about how they invest funds to meet students’ needs.		No requirement.
Formula Review	The state requires a clear, stakeholder-led process to evaluate the formula and recommend improvements.		The Governor appoints a task force every 3 years that consists of legislators, members from the State Board of Education, the Governor’s office, and representatives of local school systems.
FUND PUBLIC SCHOOLS EXCLUSIVELY			
Vouchers	The state does not divert public funds to private schools through voucher programs, education savings accounts, or scholarship tax credits.		The Georgia Promise Scholarship Act provides vouchers for students with disabilities and an education savings account for students attending certain schools.

Sources: Education Law Center, EdFund, EdBuild, Bellwether, Education Commission of the States, Institute on Taxation and Economic Policy, Georgia Department of Education